



MARYSVILLE PILCHUCK HIGH SCHOOL

Marysville School District
Workshop Summary

Workshop #1
Review Project Overview & Guiding Principles
November 10, 2008

Submitted by:
DLR Group
Architects for Achievement

During the first workshop, DLR Group and Architects of Achievement gathered the following members of the Concept Design Team to:

- Introduce and explain the programming workshops and the members roles and responsibilities
- Briefly review and explain the Design Process
- Review the project timeline and confirm workshop dates and times
- Review the project parameters
- Review the Guiding Principles, Version 5.1

Those who attended Workshop #1:

John Bingham	Director of Capital Projects
Ray Houser	Executive Director, Teaching & Learning
Josh Rosenbach	Principal, International School of Communications
Maureen Benneman	SLC Leader, Pathways of Choice
Karen Epperson	Fine Arts Head, Pathways of Choice
Fred Dahlem	Principal, Pathways of Choice
Greg Blake	Social Studies, International School of Communications
Gail Miller	Assistant Superintendent
Glenn Owen	Teacher, Teaching and Technical Academy
Loretta Boerger	Science/SLC Leader, Pathways of Choice
Aaron Coe	Teacher, Teaching and Technical Academy
Jennifer Ham	Teacher/SLC Leader, Teaching and Technical Academy
Frank Monkman	Teacher/SLC Leader, Teaching and Technical Academy
Ryan Hauck	Social Studies Department Head, Pathways of Choice
Shawn Stevenson	Principal, Teaching and Technical Academy
Victoria Bersagel	Architects of Achievement
Craig Mason	DLR Group
Todd Ferking	DLR Group
Kelley Tanner	DLR Group

Workshop #1

*Review Project Overview &
Guiding Principles*

Workshop #2

Visioning

Workshop #3

Confirmation of Vision & Goals

Workshop #4

Programming

Workshop #5

Program Confirmation

Workshop #6 & #7

Concept Charrette

Workshop #8

Concept Options & Costing

Workshop #9

*Finalize Concept & Preliminary
Ed Specs*

GUIDING PRINCIPLES 5.1

The education specifications and concept design developed through nine workshops will be based upon the following Guiding Principles developed by the Marysville School District:

Relationships at the Center

Students feel known, valued and inspired to perform at their highest potential. Collaboration (student-to-staff, student-to-student, parent-to-student) personalizes learning. Every student has an adult advocate who encourages high achievement. Positive relationships are promoted.

Focused Learning

Student learning, starting with literacy, drives all decisions, including those related to instruction and construction. Purposeful teaching is responsive and challenges each student to meet or exceed district/ state standards. Hands-on, interest-based, collaborative experiences allow all students to experience success on a daily basis.

Identity-Purpose

Each small learning community has a distinct, well articulated vision, mission and focus embraced by all and imbedded in the schools culture. This vision/purpose acts as the foundation for building design, curriculum, instructional approaches, and ongoing professional development. Students choose small learning communities reflective of their unique learning needs and interests.

Community

School/community partnerships promote real-life learning experiences. Each student's cultural background and experiences are respected, valued and connected to the curriculum. Resources are equitably distributed to ensure success for every student. Students are connected to the community through internships, job shadowing and community projects.

Accountability

Outcomes are specified and measured. Members of the school community work together, share expertise, employ data, and exercise leadership to ensure that student achievement is the intended result of all decisions. They retain primary responsibility, are provided with appropriate flexibility, and accept accountability for decisions. Parent/guardians partner in the responsibility for student engagement and success.

Workshop #1

*Review Project Overview &
Guiding Principles*

Workshop #2

Visioning

Workshop #3

Confirmation of Vision & Goals

Workshop #4

Programming

Workshop #5

Program Confirmation

Workshop #6 & #7

Concept Charrette

Workshop #8

Concept Options & Costing

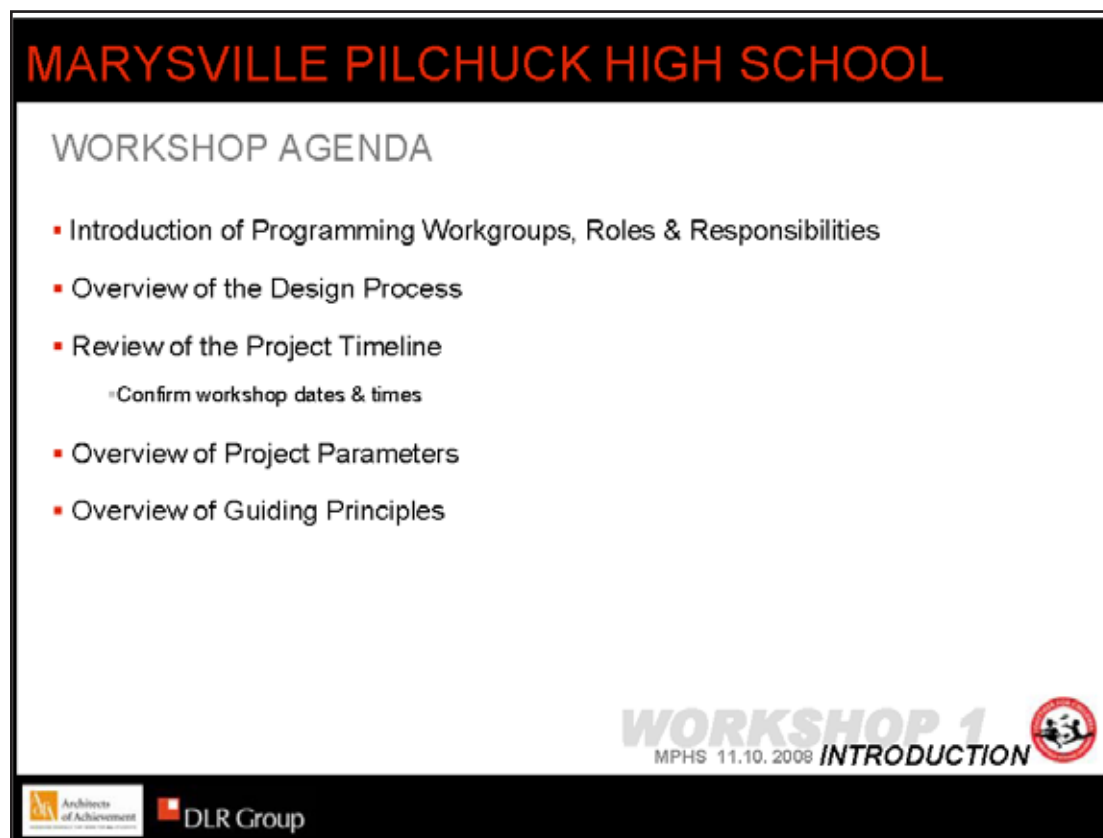
Workshop #9

*Finalize Concept & Preliminary
Ed Specs*

Here is the presentation that was given by DLR Group and Architects of Achievement during Workshop #1.



Workshop #1
Review Project Overview & Guiding Principles
Workshop #2
Visioning
Workshop #3
Confirmation of Vision & Goals
Workshop #4
Programming
Workshop #5
Program Confirmation
Workshop #6 & #7
Concept Charrette
Workshop #8
Concept Options & Costing
Workshop #9
Finalize Concept & Preliminary Ed Specs



MARYSVILLE PILCHUCK HIGH SCHOOL

MPHS PROGRAMMING WORKGROUPS

SCHOOL BOARD	Final Approval
SUPERINTENDENT	
CORE TEAM School Board Rep, Superintendent, Assistant Superintendent(s), Director of Finance, Director of Capital Projects, Planning Principal(s), MEA Representative, SLC Advisor	Responsible for budget, schedule, guiding principles, area parameters, and quality standards.
CONCEPT DESIGN TEAM School Board Rep, Superintendent(s), Assistant Superintendent(s), Director of Finance, Director of Capital Projects, Planning Principal(s), MEA Representative, SLC Advisor, CTE Director, Parents, Selected MS & HS Staff	Provides overarching input and feedback to the ed spec and design process.
ED SPEC TEAM Principals, Teachers, Parents, Planning Principal(s), Director of Facilities, SLC Advisor, Classified Personnel, 9 th & 10 th Grade Students	Provides detailed ed spec and design input, participates in charrettes and focus group workshops.

WORKSHOP 1
MPHS 11.10.2008 **INTRODUCTION**

Architects of Achievement
DLR Group

Workshop #1
Review Project Overview & Guiding Principles
Workshop #2
Visioning
Workshop #3
Confirmation of Vision & Goals
Workshop #4
Programming
Workshop #5
Program Confirmation
Workshop #6 & #7
Concept Charrette
Workshop #8
Concept Options & Costing
Workshop #9
Finalize Concept & Preliminary Ed Specs

MARYSVILLE PILCHUCK HIGH SCHOOL

THE DESIGN PROCESS

pre-design

- Creating a Vision
- Setting Goals
- Establishing Project Scope & Program


WORKSHOP 1
MPHS 11.10.2008 **INTRODUCTION**

Architects of Achievement
DLR Group

MARYSVILLE PILCHUCK HIGH SCHOOL

THE DESIGN PROCESS ***schematic design***

- Create a Design Concept
- Establish Overall Building Layout
- Define New vs. Remodel Scope



Workshop #1

*Review Project Overview &
Guiding Principles*

Workshop #2

Visioning

Workshop #3

Confirmation of Vision & Goals

Workshop #4

Programming

Workshop #5

Program Confirmation

Workshop #6 & #7

Concept Charrette

Workshop #8

Concept Options & Costing

Workshop #9

*Finalize Concept & Preliminary
Ed Specs*

MARYSVILLE PILCHUCK HIGH SCHOOL

THE DESIGN PROCESS ***design development***

- Finalize Materials & Systems
- Create Room Layouts
- Pick Interior Finishes & Colors
- Define Power, Lighting & Technology



WORKSHOP 1
MPHS 11.10.2008 **INTRODUCTION**



MARYSVILLE PILCHUCK HIGH SCHOOL

THE DESIGN PROCESS

contract documents

- Construction Detailing
- Systems Coordination
- Completing Specifications and Schedules



WORKSHOP 1
MPHS 11.10.2008 **INTRODUCTION**



Workshop #1

*Review Project Overview &
Guiding Principles*

Workshop #2

Visioning

Workshop #3

Confirmation of Vision & Goals

Workshop #4

Programming

Workshop #5

Program Confirmation

Workshop #6 & #7

Concept Charrette

Workshop #8

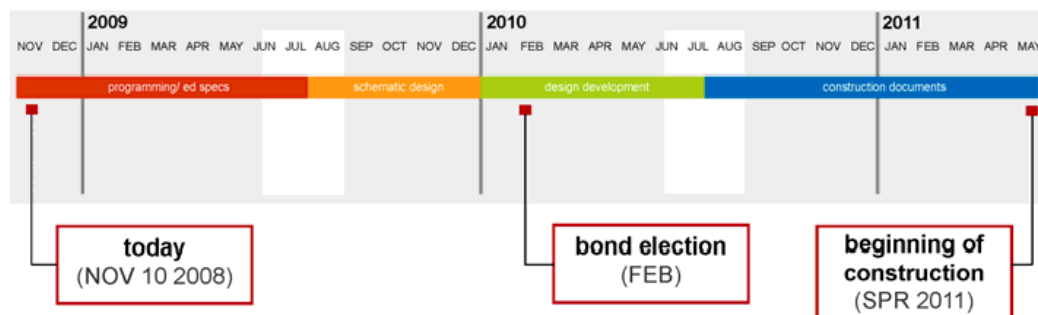
Concept Options & Costing

Workshop #9

*Finalize Concept & Preliminary
Ed Specs*

MARYSVILLE PILCHUCK HIGH SCHOOL

PROJECT TIMELINE



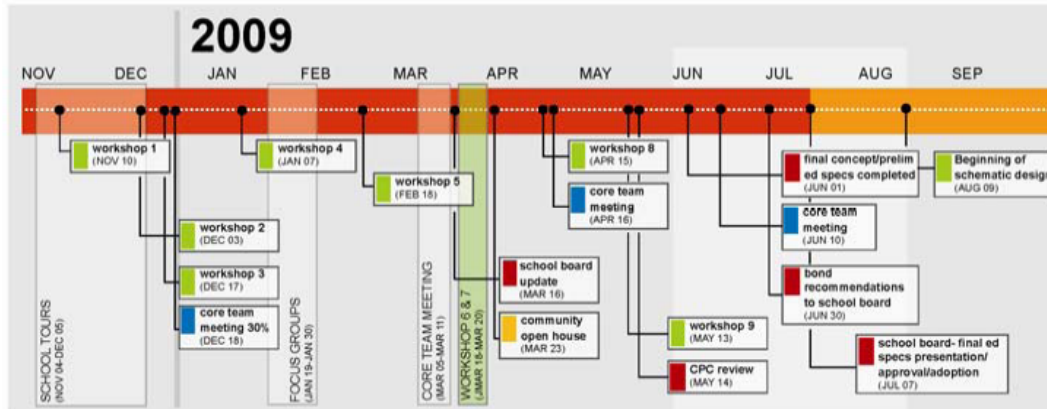
***COMPLETION 2013-2014**

WORKSHOP 1
MPHS 11.10.2008 **INTRODUCTION**



MARYSVILLE PILCHUCK HIGH SCHOOL

PROGRAMMING/ ED SPECS TIMELINE



WORKSHOP 1
MPHS 11.10.2008 **INTRODUCTION**



DLR Group

MARYSVILLE PILCHUCK HIGH SCHOOL

PROJECT PARAMETERS

- **BUILDING AREA**
 - Area per student: 1,600 students x 130sf x 110%
 - OSPI Funding assistance limitations
- **EQUITY**
 - Compare with MGHS and broader HS universe
- **CAPACITY OF STUDENTS**
 - 1,600 high school students
- **BUDGET**
 - Comparable project costs Western Washington
 - Other projects in the pipe line
 - District bond limits
- **EXISTING BUILDING & SITE**
 - High School only
 - High School plus other uses
 - Needs & Conditions Study
- **GUIDING PRINCIPLES**

WORKSHOP 1
MPHS 11.10.2008 **INTRODUCTION**



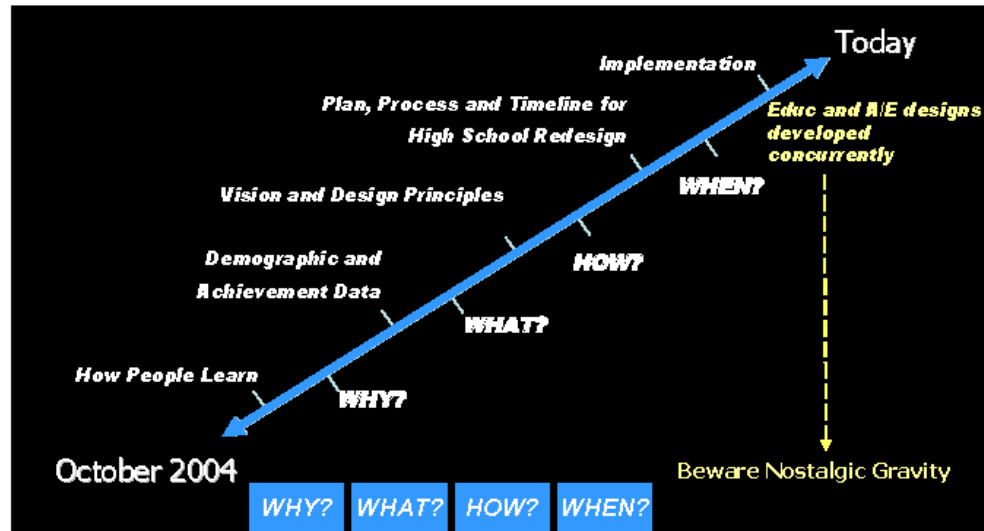
DLR Group

DLR Group

- Workshop #1**
Review Project Overview & Guiding Principles
- Workshop #2**
Visioning
- Workshop #3**
Confirmation of Vision & Goals
- Workshop #4**
Programming
- Workshop #5**
Program Confirmation
- Workshop #6 & #7**
Concept Charrette
- Workshop #8**
Concept Options & Costing
- Workshop #9**
Finalize Concept & Preliminary Ed Specs

MARYSVILLE PILCHUCK HIGH SCHOOL

VISIONING TIMELINE



WORKSHOP 1
MPHS 11.10.2008 **INTRODUCTION**



DLR Group

Workshop #1
Review Project Overview &
Guiding Principles
Workshop #2
Visioning
Workshop #3
Confirmation of Vision & Goals
Workshop #4
Programming
Workshop #5
Program Confirmation
Workshop #6 & #7
Concept Charrette
Workshop #8
Concept Options & Costing
Workshop #9
Finalize Concept & Preliminary
Ed Specs

MARYSVILLE PILCHUCK HIGH SCHOOL

THE HISTORY OF GUIDING PRINCIPLES

- Started September 2005
- School tours
- Consistent Ideas Emerged
 - Making a difference for students
 - Clarifying SLCs
 - Community Involvement
 - Challenges



WORKSHOP 1
MPHS 11.10.2008 **INTRODUCTION**



DLR Group

DLR Group

MARYSVILLE PILCHUCK HIGH SCHOOL

RESULTING IN A VISION & MISSION

- Working together to ensure that each student becomes a successful and productive citizen in a diverse society.

- **WE BELIEVE** continued growth toward the full implementation of these principles will lead to:

- Every student being proficient in literacy and math
- Every student from every ethnic group graduating on time
- Every student prepared for college, career, and citizenship

WORKSHOP 1
MPHS 11.10.2008 **INTRODUCTION**



Workshop #1

Review Project Overview & Guiding Principles

Workshop #2

Visioning

Workshop #3

Confirmation of Vision & Goals

Workshop #4

Programming

Workshop #5

Program Confirmation

Workshop #6 & #7

Concept Charrette

Workshop #8

Concept Options & Costing

Workshop #9

Finalize Concept & Preliminary Ed Specs

MARYSVILLE PILCHUCK HIGH SCHOOL

GUIDING PRINCIPLES



RELATIONSHIPS AT THE CENTER

Students feel known, valued and inspired to perform at their highest potential. Collaboration (student-to-staff, student-to-student, parent-to-student) personalizes learning. Every student has an adult advocate who encourages high achievement. Positive relationships are promoted.



COMMUNITY

School/community partnerships promote real-life learning experiences. Each student's cultural background and experiences are respected, valued and connected to the curriculum. Resources are equitably distributed to ensure success for every student. Students are connected to the community through internships, job shadowing and community projects.



FOCUSED LEARNING

Student learning, starting with literacy, drives all decisions, including those related to instruction and construction. Purposeful teaching is responsive and challenges each student to meet or exceed district/state standards. Hands-on, interest-based, collaborative experiences allow all students to experience success on a daily basis.



ACCOUNTABILITY

Outcomes are specified and measured. Members of the school community work together, share expertise, employ data, and exercise leadership to ensure that student achievement is the intended result of all decisions. They retain primary responsibility, are provided with appropriate flexibility, and accept accountability for decisions. Parent/guardians partner in the responsibility for student engagement and success.



IDENTITY-PURPOSE

Each small learning community has a distinct, well-articulated vision, mission and focus embraced by all and imbedded in the schools culture. This vision/purpose acts as the foundation for building design, curriculum, instructional approaches, and ongoing professional development. Students choose small learning communities reflective of their unique learning needs and interests.

WORKSHOP 1
MPHS 11.10.2008 **INTRODUCTION**



Here are the meeting minutes:

- Shawn Stevenson gave an introduction of the presentation
- Everyone attending the workshop introduced themselves.
- Craig Mason gave an overview of the agenda.
- The roles of the Concept Design Team:
 - provides direction and decides the vision of the Marysville Pilchuck High School Campus
 - feeds information back to the Core Team
 - commits to meeting 1-2 times a month during the Pre-Design phase
 - does not give more detailed information about the building (i.e., outlets, fixtures, material selection, etc.) which is provided by the Ed Specs Team
- Of the entire design process, only the Pre-Design phase work has been approved at this time.
- Pre-Design phase includes research (i.e., school tours) and education specifications and concept development. The goal is to present our decisions to the Marysville School Board by early June.
- Upcoming school tours will include the High Tech High Campus (<http://www.hightechhigh.org/dc/index.php>) and Kearny High Educational Complex (http://www.sandi.net/hsrenewal/sm_schools_kenary.html) in San Diego, CA.
- School tours will give the Concept Design Team an opportunity to interview students and teacher, to view instruction, and observe how the facility assists in the delivery of education. Members are encouraged to bring camera to take photos of their observations or anything else that inspires them. They will provide these photos to the design team.
- The Concept Design Team decided to hold their workshop on Wednesday afternoons, starting after 2:15pm**. Here are the proposed meeting dates:

Workshop #1	Review Guiding Principles & Parameters	November 10, 2008
Workshop #2	Visioning	December 3, 2008
Workshop #3	Confirmation of Vision & Goals	December 17, 2008
Workshop #4	Programming	January 7, 2008
Workshop #5	Program Confirmation	February 18, 2008
Workshop #6 & #7	Concept Charrette	March 18 & 20, 2008
Workshop #8	Concept Options & Costing	April 15, 2009
Workshop #9	Finalize Concept & Preliminary Ed Specs	May 13, 2009

** *It has since been suggested that the Concept Design Team meetings take place at the District offices and begin at 2:30pm.*

End of Workshop #1

Next meeting:

Workshop #2 - Visioning - December 3rd at 2:15pm

Workshop #1
Review Project Overview & Guiding Principles
Workshop #2
Visioning
Workshop #3
Confirmation of Vision & Goals
Workshop #4
Programming
Workshop #5
Program Confirmation
Workshop #6 & #7
Concept Charrette
Workshop #8
Concept Options & Costing
Workshop #9
Finalize Concept & Preliminary Ed Specs